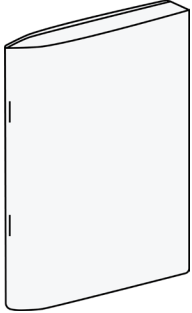

Common Bookbinding Styles



NESTED PAGES



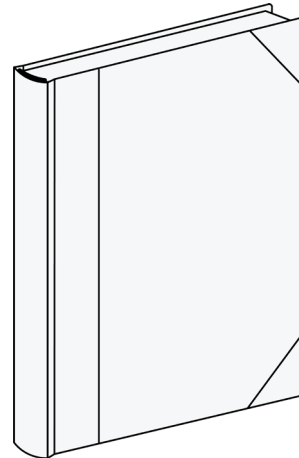
Wire Stitched Binding

- ☑ Pages folded and nested
- ☑ Stapled along the spine
- ☑ Lays relatively flat
- ☒ *No titling on spine*



Pamphlet Sewn Binding


- ☑ Pages folded and nested
- ☑ Machine or hand-sewn with thread along the spine
- ☑ Lays relatively flat
- ☒ *No titling on spine*



Hard Case Binding

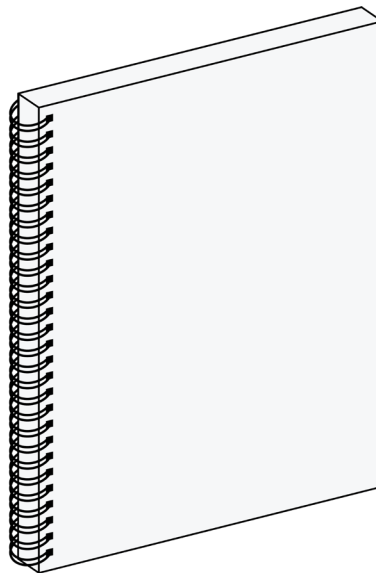
- ☑ Pages folded and nested into groups called "signatures"
- ☑ Signatures sewn together with thread, then covered with a hardcover "case"
- ☑ Lay flat option available
- ☑ Titling on spine available

STACKED PAGES



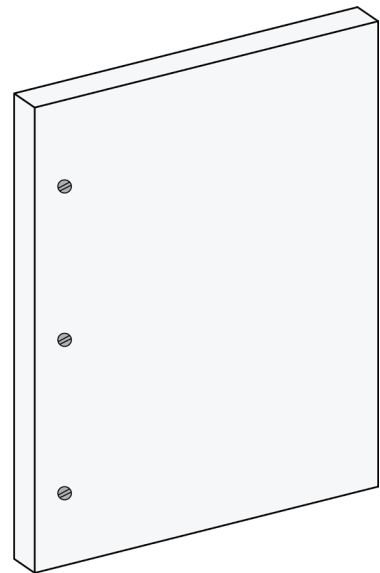
Perfect Binding

- ☑ Pages stacked
- ☑ Glued along the spine
- ☑ Softcover
- ☒ *Does not lay flat*



Wire or Coil Binding

- ☑ Pages stacked
- ☑ Pages punched and threaded with metal twin-loop or spiral plastic coil
- ☑ Lays flat



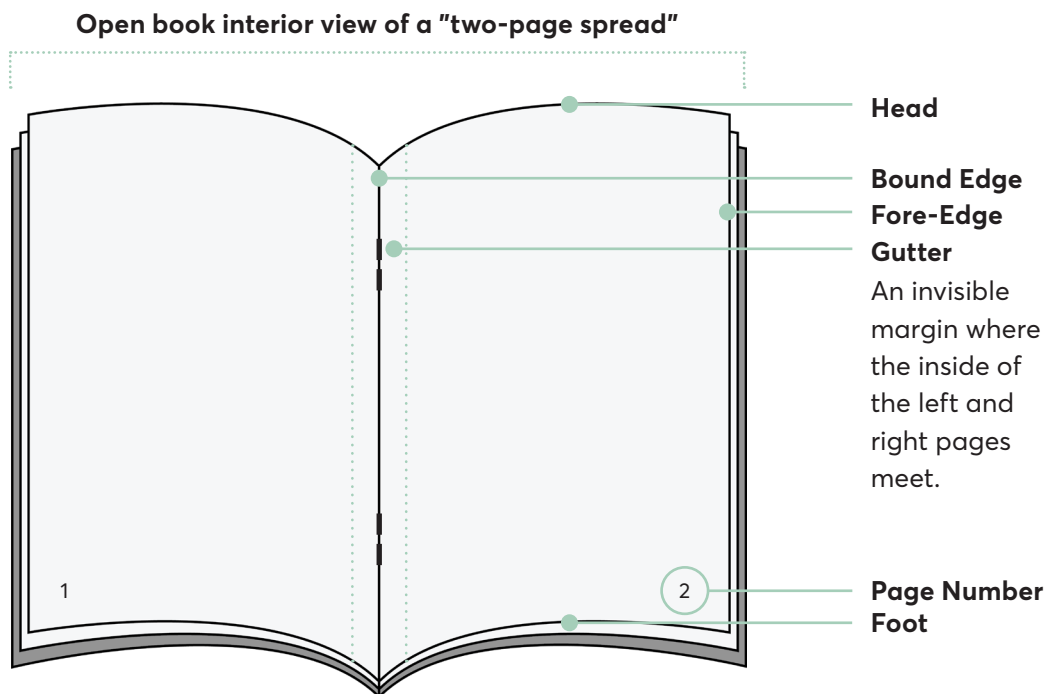

Post Binding

- ☑ Pages stacked
- ☑ Pages punched with a paper drill and threaded with screws
- ☒ *Does not lay flat*

Wire-Stitched Booklets



AT A GLANCE



What is it?

Wire-stitched booklets feature centrally folded sheets of paper inserted or "nested" into each other in sequence, then stitched one or more times along the fold. Wire stitches (staples) are a common binding material for this style.

Is it right for your project?

This style of booklet is ideal for zines and chapbooks. It is relatively straightforward to format and produce. That translates into cost savings for you: it is one of the most affordable binding styles we offer.

Features

- Softcover only
- 36* reading pages or fewer
- 70#T interior paper
- Corner rounding available

**More pages may be unwieldy or too thick to bind. This depends on paper and cover thickness.*

Common Sizes

- 5.5 x 8.5 in
- 5 x 7 in
- 8.5 x 11 in

Recommended Page Margins

Head: At least $\frac{1}{4}$ in

Bottom: At least $\frac{1}{4}$ in

Spine edge: $\frac{3}{4}$ in or more


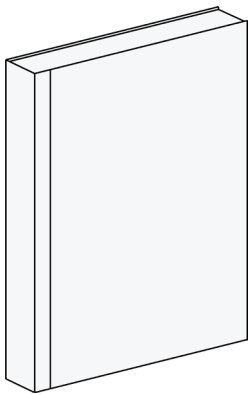
Fore-edge: At least $\frac{1}{4}$ in

Tip: Make a physical prototype "dummy" book and test what margins look best with your work—keeping in mind that things like gutter, creases, and stitching contribute their own visual "noise."

Perfect Bound Books



AT A GLANCE



What is it?

Perfect bound books feature a stack of pages glued together along the spine and with a wrap-around soft over. Think of a pulp fiction paperpack: that is a perfect bound book. Some perfect bound books feature laminated covers, dust jackets, or cover flaps that make the "paper back" sturdier.

Is it right for your project?

Perfect bound books are economical, especially in quantities of 100 or more. Consider pairing a run of perfect bound books with a more durable 'special edition' in a hard-cased style.

Features

- Softcover, with the option for lamination
- Meant for books < 12 in height
- Can accommodate a wide range of page counts (books approximately 0.08 in through 3 in thick).
Depending on the interior paper weight.
- Corner rounding available

Common Sizes

- 6 x 9 in
- 8 x 8 in

Recommended Page Margins

Head: ½ in

Foot: ¾ in

Spine side: 1 in or more

Fore-edge side: ½ in

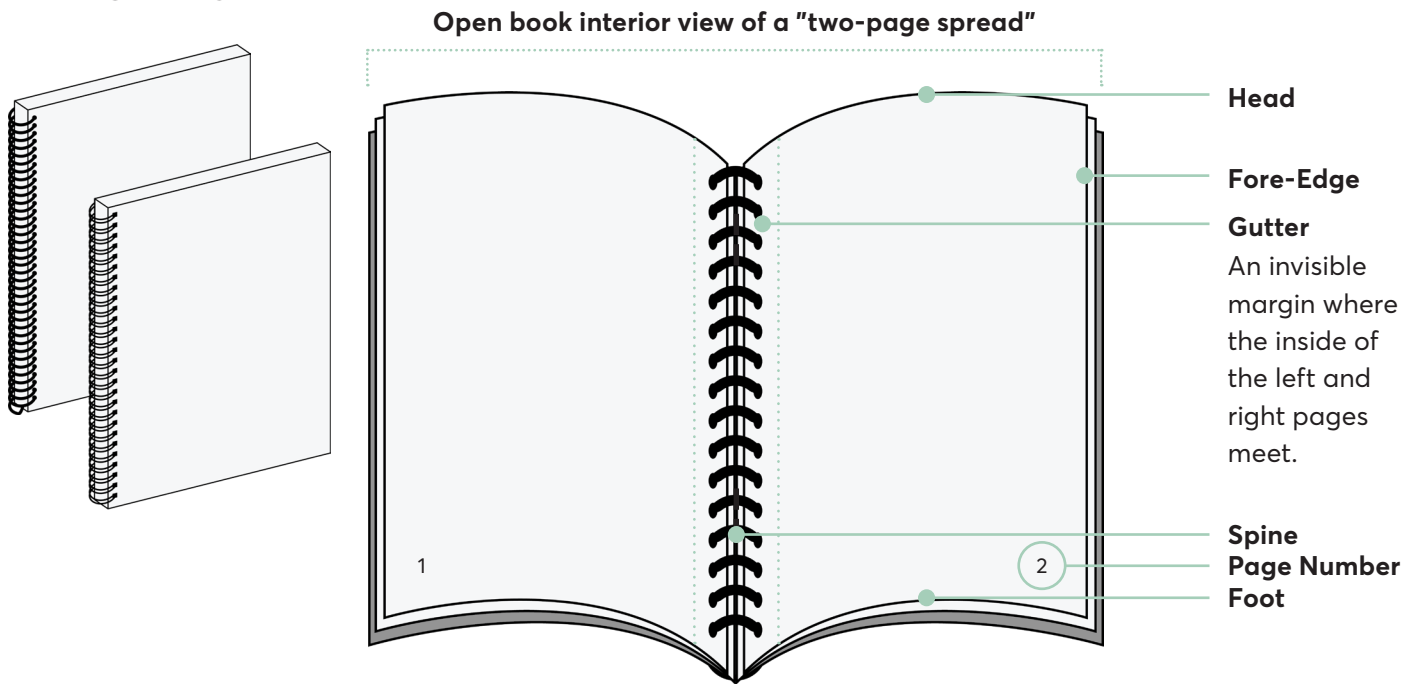
Tip: Make a physical prototype "dummy" book and test what margins look best with your work—keeping in mind that images or text may get "lost" in the gutter once the book is bound.

Perfect bound books in particular require a wider spine-side margin because of the way the pages are glued together in a stack; the book cannot open to lay flat.

Coil Bound Books



AT A GLANCE



What is it?

Coil bound books feature a stack of paper, hole punched on the spine side, then bound together with a metal twin-loop or plastic spiral coil. Coils come in a bevy of colors, materials, and diameters.

Is it right for your project?

This style of book is ideal for books that need to lay flat when opened (like cookbooks, reference books, sheet music, or maps). Pages wrap 360 degrees. This is a relatively economical style of binding that can also easily incorporate a variety of paper types, colors, and even sizes all in the same object.

Features

- Soft or hardcover
- Can accommodate a large page count (up to around 800 reading pages / books 1.5 in thick).
This depends on the paper weight you choose.
- Corner rounding available

Common Sizes

- 8.5 x 11 in
- 5.5 x 8.5 in

Recommended Page Margins

Head: $\frac{1}{4}$ in

Foot: $\frac{1}{4}$ in or slightly more

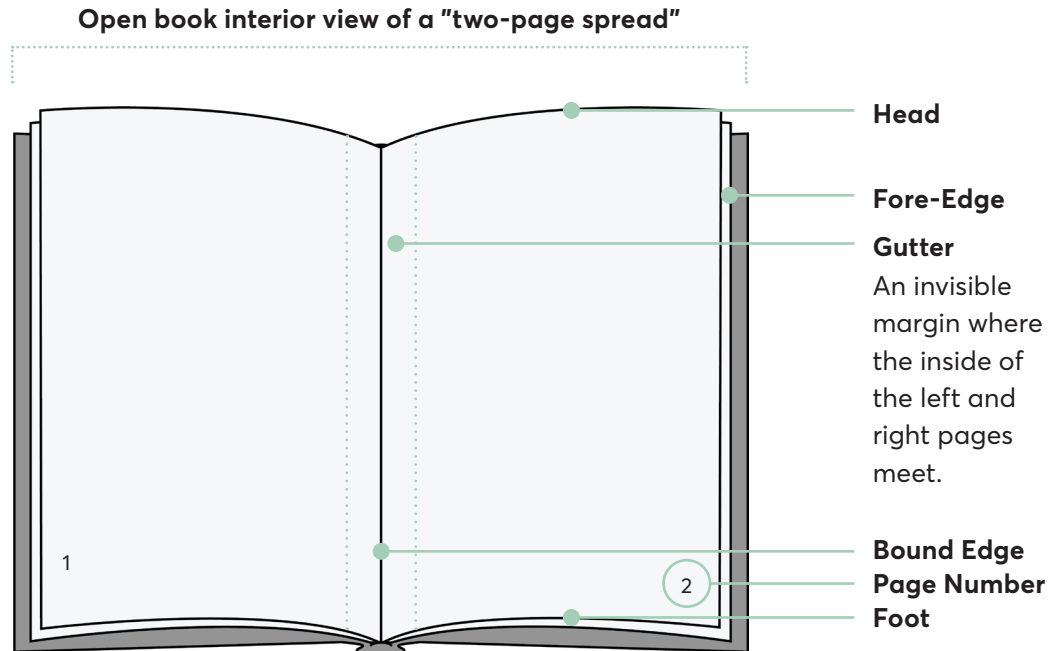
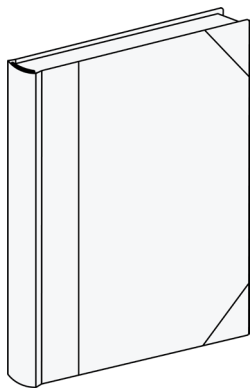
Spine edge: $\frac{3}{4}$ in or more

Fore-edge: $\frac{1}{4}$ in

Tip: Make a physical prototype "dummy" book and test what margins look best with your work—keeping in mind that images or text that's too close to the spine may get punched through. An ample margin in the gutter is required for this style of binding.

Hard Cover, Lay-Flat Books

AT A GLANCE



What is it?

Lay-flat books feature a series of sewn pages housed inside a cloth, leather, or paper-wrapped hard cover. Their construction allows them to open flat to a full, 180° "spread." These books may feature decorative endsheets, dust jackets, foil stamping, and other deluxe features.

Is it right for your project?

Hard cover, lay-flat books are ideal for art books of all kinds, photography albums, and other "coffee table" style books that are presentational. They are a high-end item, often crafted by hand.

Features

- Hard cover, sewn, and durable
- Lays completely flat when opened
- Can be covered in a myriad of materials including paper, cloth, or leather
- Option for titling on the spine

Common Sizes

- 8 x 10 in
- 9 x 13 in

Recommended Page Margins

Head: At least $\frac{1}{4}$ in

Bottom: At least $\frac{1}{4}$ in

Spine edge: $\frac{3}{4}$ in or more

Fore-edge: At least $\frac{1}{4}$ in